

NOT	ÄNDRING	INFÖRD	SIGN	RTU MV DI	<b>ELLEVIO</b>	SECONDARY SUBSTATION		Attachment 10	
						KONSTR. KJS	RIT. KJS	SWITCHGEAR	ERS.
						KOLL. HRo	GODK.	Example schematics LV Type 4-5 Signal	BLAD 1
					SKALA	DAT. 2023-10-23	FORTS.BLAD 2		

LV SWITCHGEAR

LV RTU

LV L1  
LV L2  
LV L3  
LV N

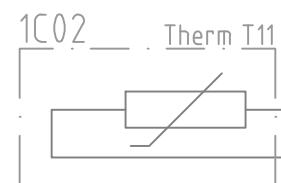
T11 LV L1I  
T11 LV L2I  
T11 LV L3I  
T11 LV NJI

T12 LV L1I  
T12 LV L2I  
T12 LV L3I  
T12 LV NJI

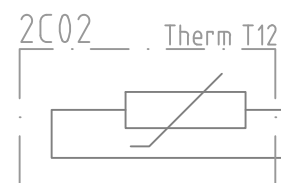
LV voltage measurement

T11 LV current measurement

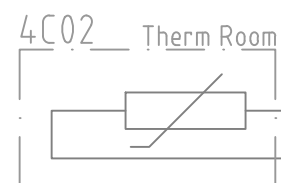
T12 LV current measurement



T11 temperature



T12 temperature



Spare temperature

Room temperature

NOT	ÄNDRING	INFÖRD	SIGN

RTU LV DI



SECONDARY SUBSTATION

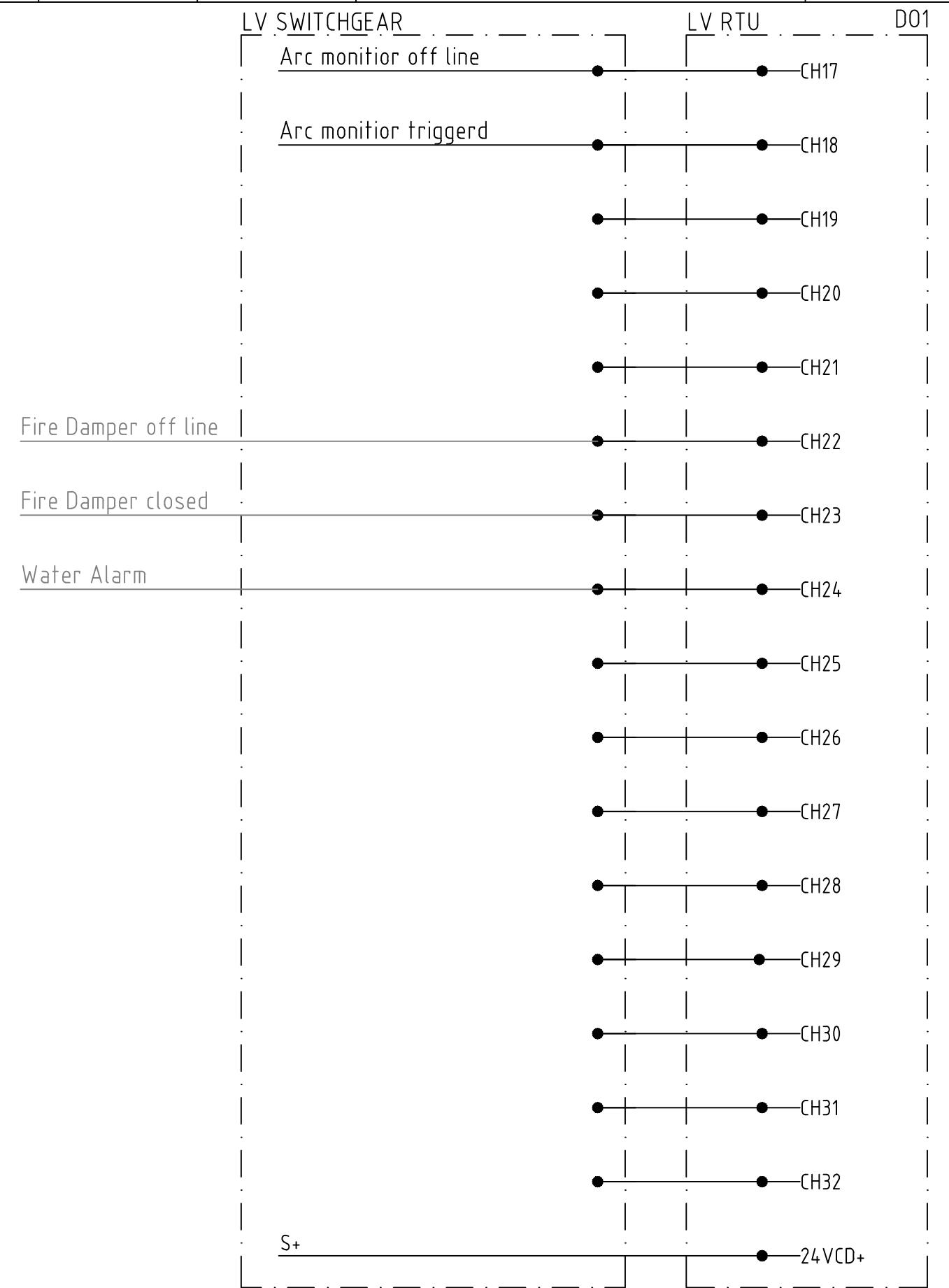
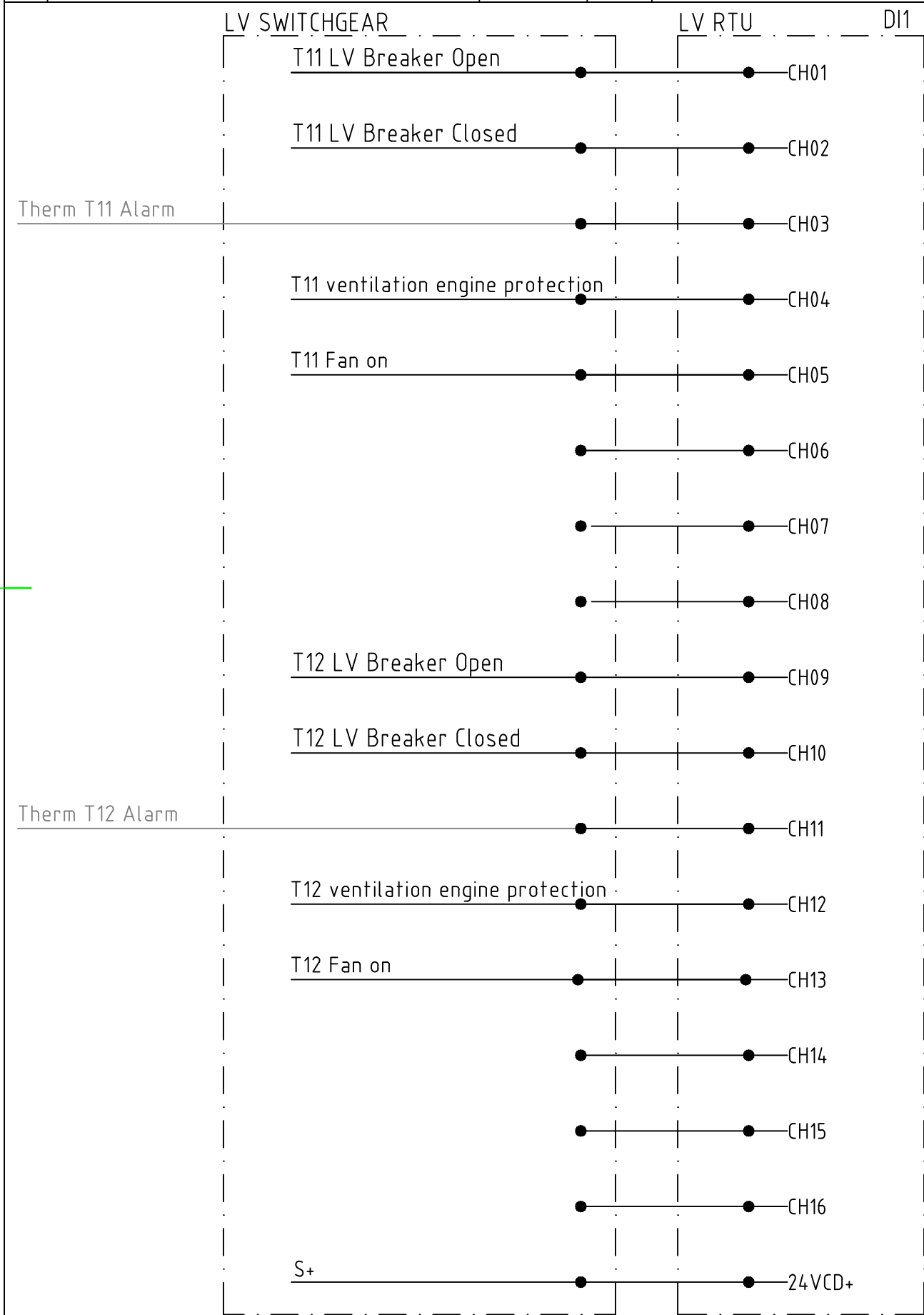
Attachment 10

SWITCHGEAR

KONSTR.	KJS	RIT.	KJS
KOLL.	HRo	GODK.	
SKALA		DAT.	2023-10-23

Example schematics LV Type 4-5 Signal

ERS.	
BLAD	2
FORTS.BLAD	3



NOT	ÄNDRING	INFÖRD	SIGN

RTU LV DO

<b>ELLEVIÖ</b>			
KONSTR.	KJS	RIT.	KJS
KOLL.	HRo	GODK.	
SKALA		DAT.	2023-10-23

SECONDARY SUBSTATION  
SWITCHGEAR  
Example schematics LV Type 4-5 Signal

Attachment 10	
ERS.	
BLAD	3
FORTS.BLAD	-

